



Easy Use Instructions

For Marathon Products Single-use Data Loggers.

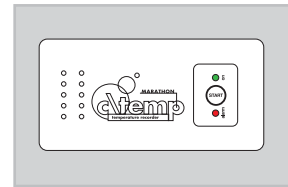
FOR SHIPPER:



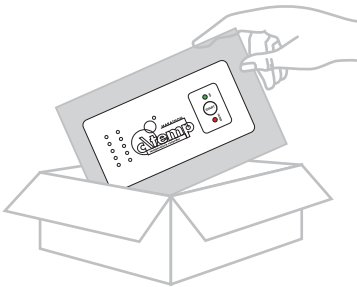
01 Press the START button to begin recording.




02 LED will blink 4 times to show activation. Once activated the Green LED will blink periodically.




03 Place logger in waterproof bag



04 Place logger in product to be shipped.



05 Do not use logger if LEDs do not work.



06 Red ALARM LED will light if preset temperatures parameters are exceeded.

FOR RECIPIENT:



01 Read logger using MDAS Software and save Data.



MARATHON PRODUCTS, INC.

Don't ship without us!

1-510-562-6450 ■ www.marathonproducts.com

14500 Doolittle Drive, San Leandro, CA 94577 ■ jnakagawa@marathonproducts.com

Specifications subject to change without prior notice.

rev. 08132020